

# REMS special saw blades

For REMS Tiger/VE/SR, Tiger pneumatic, Tiger 22V VE and other makes

Special saw blades for right angle sawing and for fast dismantling of steel pipes with power transmitting guide support.

Steel pipes

## REMS special saw blades – for right-angled sawing with force-transmitting guide holder, for 400% more sawing power.

Specially developed for REMS Tiger.

Absolutely essential for right angle sawing and for fast dismantling with power transmitting guide support. This produces multiple thrust pressure by a five-fold force-transmitting leverage, for 400% more sawing power. Normal saw blades with single tang do not withstand the high feed pressure during sawing with guide support, they break at the mounting point.

For this reason, extra thick REMS special saw blade, resistant to bending and distortion.










Double tang mounting with exceptionally wide clamping face ensures accurate seating and high stability.

Coarse, corrugated tooth pattern for rapid sawing. Long service life.



German Quality Product



REMS special saw blades → REMS Tiger, etc.	Ø inches/ Length mm	Tooth pitch mm	Material*	Teeth	Colour			Art.-No.
REMS special saw blade 2"/140-2.5 steel pipes ≤ 2"	2"/140	2.5	HSS-Bi		yellow	5		561007
REMS special saw blade 2"/140-3.2 steel pipes ≤ 2"	2"/140	3.2	HSS-Bi		yellow	5		561001
REMS special saw blade 4"/200-3.2 steel pipes ≤ 4"	4"/200	3.2	HSS-Bi		yellow	5		561002
REMS special saw blade 6"/260-3.2 steel pipes ≤ 6"	6"/260	3.2	HSS-Bi		yellow	5		561008

For hard-to-machine materials, e.g. stainless steel pipes, hard cast iron pipes, use the finer toothed REMS universal saw blade instead of the REMS special saw blade in combination with REMS Tiger SR with electronic speed regulation (page 65).

# REMS universal saw blades

For REMS Cat VE, Tiger/VE/SR, Cat 22V VE and other makes

Universal saw blade for free-hand sawing and for sawing with power transmitting guide support. Instead of many different saw blades.

Many materials, e.g. wood, wood with nails, pallets, metal, even stainless steel, cast iron, breeze blocks, plaster boards, pumice stone, brick

Highly flexible, also ideal for sawing flush with the wall.

## REMS universal saw blades – for all sawing jobs.

Only 1 universal saw blade instead of many different saw blades for all sawing jobs.


Resilient material, highly flexible, also for flush-to-wall sawing.

Double tang mounting with exceptionally wide clamping face for accurate seating and high stability. Also for sawing with power transmitting guide support.

Single tang saw blades are unable to cope with the high thrust pressure when sawing with a guide holder, they break at the clamping point.










Alternating tooth pitch (combi-teeth) for fast, smooth cut, very highly hardened in the teeth area. Straight-set teeth.

Thus outstanding cutting performance and prolonged service life.



German Quality Product



REMS universal saw blades → REMS Tiger, REMS Cat, etc.	Length mm	Tooth pitch mm	Material*	Teeth	Colour			Art.-No.
REMS universal saw blade 100-1.8/2.5 for all sawing work	100	Combo 1.8/2.5	HSS-Bi flexible		red	5		561006
REMS universal saw blade 150-1.8/2.5 for all sawing work	150	Combo 1.8/2.5	HSS-Bi flexible		red	5		561005
REMS universal saw blade 200-1.8/2.5 for all sawing work	200	Combo 1.8/2.5	HSS-Bi flexible		red	5		561003
REMS universal saw blade 300-1.8/2.5 for all sawing work	300	Combo 1.8/2.5	HSS-Bi flexible		red	5		561004

Also for nail-embedded wood, pallets. For hard-to-machine materials, e.g. stainless steel pipes, hard cast iron pipes, lower speed required, e.g. by using REMS Tiger SR with electronic speed regulation (page 65).