





REMS saw blades

Accessories for all REMS reciprocating saws and other makes

Saw blades for free-hand sawing for different materials.






















Alternating tooth pitch (combi-teeth) for fast, smooth cut, also when sawing mixed materials (wood/metal).

Flexible saw blades, also for sawing flush with wall.

-  Corrugated teeth for smooth cut with low tooth pitch.
-  Straight-set teeth for aggressive cut with coarse tooth pitch.
-  Straight teeth for saw blades with very wide carbide teeth.
-  Carbide-granulate for materials that are difficult to cut.


















German Quality Product

















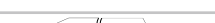


REMS saw blades for metal → REMS Puma, REMS Cat, REMS Tiger, etc.	Length mm	Tooth pitch mm	Material*	Teeth	Colour			Art.-No.	€
REMS saw blade 150-1 sheet metal, metal, also stainless steel, ≥ 1.2 mm	150	1	HSS-Bi flexible		red	5		561105R05	26,70
REMS saw blade 200-1 sheet metal, metal, also stainless steel, ≥ 1.2 mm	200	1	HSS-Bi flexible		red	5		561106R05	35,00
REMS saw blade 90-1.4 , curved blade metal, also stainless steel, ≥ 1.5 mm	90	1.4	HSS-Bi		red	5		561107R05	24,80
REMS saw blade 150-1.4 metal, also stainless steel, ≥ 1.5 mm	150	1.4	HSS-Bi flexible		red	5		561104R05	27,90
REMS saw blade 200-1.4 metal, also stainless steel, ≥ 1.5 mm	200	1.4	HSS-Bi flexible		red	5		561108R05	35,20
REMS saw blade 100-1.8 metal, also stainless steel, ≥ 2 mm	100	1.8	HSS-Bi flexible		red	5		561101R05	23,90
REMS saw blade 150-1.8 metal, also stainless steel, ≥ 2 mm	150	1.8	HSS-Bi flexible		red	5		561103R05	27,90
REMS saw blade 200-1.8 metal, also stainless steel, ≥ 2 mm	200	1.8	HSS-Bi flexible		red	5		561102R05	35,00
REMS saw blade 200-2.5 metal, also stainless steel, ≥ 3 mm	200	2.5	HSS-Bi flexible		red	5		561109R05	35,00
REMS saw blade 280-2.5 metal, also stainless steel, ≥ 3 mm	280	2.5	HSS-Bi flexible		red	5		561112R05	44,30

German Quality Product



REMS saw blades for wood and metal → REMS Puma, REMS Cat, REMS Tiger, etc.	Length mm	Tooth pitch mm	Material*	Teeth	Colour			Art.-No.	€
REMS saw blade 210-1.8/2.5 round tip, no sticking pallets, wood, wood with nails, metal ≥ 2.5 mm	210	Combo 1.8/2.5	HSS-Bi flexible		black	5		561113R05	36,00
REMS saw blade 150-2.5 wood, wood with nails, pallets, metal ≥ 3 mm	150	2.5	HSS-Bi flexible		black	5		561110R05	26,70
REMS saw blade 225-2.5 , extra thick, for disassembly wood, wood with nails, metal ≥ 3 mm	225	2.5	HSS-Bi		black	3		561114R03	34,30
REMS saw blade 300-2.5 , extra thick, for disassembly wood, wood with nails, metal ≥ 3 mm	300	2.5	HSS-Bi		black	3		561116R03	45,70
REMS saw blade 300-4.2 wood	300	4.2	WS		black	5		561111R05	32,60
REMS saw blade 225-3.2/5.0 wood, wood with nails	225	Combo 3.2/5.0	HSS-Bi flexible		black	5		561117R05	40,70
REMS saw blade 290-5.0/6.35 green wood	290	Combo 5.0/6.35	WS		black	5		561118R05	44,30
REMS saw blade 150-6.35 wood	150	6.35	WS		black	5		561119R05	18,90



REMS saw blades for different purposes → REMS Puma, REMS Cat, REMS Tiger, etc.	Length mm	Tooth pitch mm	Material*	Teeth	Colour			Art.-No.	€
REMS saw blade 150-4.2 breeze blocks, plasterboard	150	4.2	WS		white	5		561115R05	23,40
REMS saw blade 225-8.5 breeze blocks, hard wood	225	8.5	HM		white	1		561120R01	60,60
REMS saw blade 300-8.5 breeze blocks, hard wood	300	8.5	HM		white	1		561121R01	72,70
REMS saw blade 400-8.5 breeze blocks, hard wood	400	8.5	HM		white	1		561122R01	105,00
REMS saw blade 235-12 breeze blocks, pumice, brick	235	12	HM		white	1		561123R01	84,40
REMS saw blade 300-12 breeze blocks, pumice, brick	300	12	HM		white	1		561124R01	97,70
REMS saw blade 300-12 , extra high blade breeze blocks, pumice, brick	300	12	HM		white	1		561125R01	116,00
REMS saw blade 200 cast iron etc.	200		HM-G		white	2		561126R02	34,90

