

Powerful power tool for universal free-hand sawing. Only 3.8 kg.

Many materials, e.g. wood, wood with nails, pallets, metal, even stainless steel, cast iron, breeze blocks, plaster boards, pumice stone, brick

**REMS Puma VE – the powerful universal saw with anti-vibration system. Quick saw blade change without tools. Adjustable support shoe.**

### Universal use

Can be used anywhere, free hand, over head, in tight corners, flush with the wall. Extremely versatile and powerful. For all sawing work on the building site and for rescue and emergency operations. Also for plunge-cut sawing.

### Design

Powerful, suitable for building sites. Handy, easy grip shape. Only 3.8 kg. Ergonomically designed front housing grip with non-slip, heat insulating protective jacket with soft grip, for powerful sawing thrust. Practical D-shaped handle with vibration damping soft grip. Drive rod runs in an enclosed drive housing for safe work. Large saw blade stroke, 30 mm, for better cut clearance. Fast stroke speed up to 2,800 rpm for fast sawing thrust and effective sawing. Robust crank drive, maintenance-free. High sliding special seal. Powerful, high capacity universal motor with large power reserve, 1,300 W, safety switch. 4 m long connecting lead. Safety switch.

### Anti-vibration system

Special drive technology with mass compensation and vibration damping handles. For low vibration, effortless sawing.

### Vario-Electronic

Continuous electronic stroke speed control for gentle start of sawing and selection of a stroke speed suitable for the material. The stroke speed can be continuously controlled by variable pressure on the safety switch from 0 to 2,800 rpm (accelerator switch).

### Saw blade holder with quick-change system



Practical saw blade holder with quick-change system for fast saw blade changing without tools. For holding single tang saw blades. Saw blade can be inserted with the teeth facing down or turned 180° facing up for cuts in confined spaces with difficult access.

### REMS saw blades

Full range of REMS saw blades for free-hand sawing of different materials (page 77).

### Continuously adjustable support shoe

Swivel support shoe for safe guiding of the saw on the material to be sawn. Support shoe continuously adjustable in longitudinal direction by 40 mm for better utilisation of partially blunted saw blades and for setting the plunge-in depth of the saw blade in the material. For economical working.



Info

### Supply format


**REMS Puma VE Set.** Electric universal reciprocating saw with Vario-Electronic (VE) for free-hand sawing, with anti-vibration system. Drive machine with D-shaped handle with soft grip, maintenance-free crank drive, powerful 230 V, 50–60 Hz, 1,300 W universal motor, safety switch, connecting cable 4 m. Continuous electronic stroke speed control (accelerator switch) 0 to 2,800 rpm. 30 mm stroke. Saw blade holder with quick-change system Adjustable support shoe. Hexagon key. 1 REMS saw blade 210-1.8/2.5. In sturdy steel case.

|  | Art.-No.   | €             |
|--|------------|---------------|
|  | 560023R220 | <b>379,00</b> |

Other voltages on request.

### Accessories

| Description                    | Art.-No.   | €             |
|--------------------------------|------------|---------------|
| <b>Puma VE drive unit</b>      | 560003R220 | <b>340,00</b> |
| <b>Saw blades</b> see page 77. |            |               |
| <b>Steel case</b>              | 566051R    | <b>85,70</b>  |



REMS

