

Powerful, robust, handy power tool with force-transmitting guide holder for effortless, fast, right-angled sawing everywhere on site, without a vice. Also for universal free-hand sawing. Only 3.0 kg. Ideal for assembly, dismantling, repair.

Ideal for steel pipes and others.

Many materials, e.g. wood, wood with nails, pallets, metal, even stainless steel, cast iron, breeze blocks, plaster boards, pumice stone, brick

For materials that are difficult to cut, e.g. stainless steel pipes, hard cast iron, use the REMS Tiger SR with electronic stroke speed control.

REMS Tiger – the saw for the pipe fitter.

Saws effortless, fast, right angle.

Robust and handy.

Power-transferring guide support

400 % more sawing power for effortless, ultra-fast sawing of pipes and profiles, e.g., 2" steel pipe in just 8 s. For assembly and disassembly. Guide support with 5-fold power-transferring leverage allows effortless, fast, right-angled sawing everywhere on site, also free-hand without a pipe vice. Ideal handling, very quick and easy operation, only one handle for clamping and sawing. No free-swinging chain. No danger of jamming by limitation of swing angle. For optimum in-feed with guide support a straight machine handle is advantageous.

Power-transferring chain guide support 6"

400 % more sawing power for effortless, ultra-fast sawing of $\varnothing \frac{1}{8}$ –6" pipes and other profiles, e.g., 2" steel pipe in just 8 s. For assembly and disassembly. Guide support with 5-fold power-transferring leverage allows effortless, fast, right-angled sawing everywhere on site, even in very confined spaces. Clamping chain with strong chain links, easy clamping by quick closure and threaded spindle. For optimum in-feed with guide support a straight machine handle is advantageous.

Right angle sawing

Right angle cut thanks to REMS guide support and REMS special saw blade. Essential for subsequent operations in pipe installation.

REMS special saw blade

REMS special saw blade (page 68), extra thick, rigid and unbendable, double tang, absolutely essential for right-angled sawing and fast disassembly of steel pipes with force-transmitting guide holder.

REMS universal saw blade

Only 1 REMS universal saw blade (page 68) for all sawing work instead of many different saw blades. Double tang for free-hand sawing and sawing with guide holder.

REMS saw blades

Full range of REMS saw blades for free-hand sawing of different materials (page 69).

Universal saw blade clamp

All saw blades – with universal or double tang – can be clamped without changing or turning the saw blade thrust piece.

Design

Robust, job site-proven. Slender, handy design. Super light, only 3.0 kg. Can be used anywhere. Ergonomically shaped front housing grip with slip resistant protection cover for forceful feed forward during free-hand sawing. Choice of practical D-shaped handle, advantageous during free-hand sawing, or straight machine handle, advantageous during sawing with guide support. Swivel support shoe for safe guiding of the saw on the material to be sawn. High sliding silicone gasket protects gear against water and dust. Powerful universal motor with ample reserve capacity, 1050 W respectively 1400 W (REMS Tiger SR). Safety tip switch. Choice of drive unit with fixed, ideal speed, electronic speed control (Vario-Electronic) or electronic speed regulation. Overload protection (REMS Tiger) protects motor, gear and saw blade. The electronic tachometer speed controller (REMS Tiger SR) used for control keeps the preselected number of strokes constant even under load and includes tachogenerator, electronic control, start-up current limiter for soft start-up, overheating protection by temperature monitoring of the field winding of the motor with PTC resistance (Positive Temperature Coefficient) and blocking protection for gearbox and motor.

Sturdy, square lift rod

In special solid steel, mounted precisely in needle bearings towards the force direction and along the complete stroke length, for distortion-free, precise cutting also during tough use. For extremely long service life. Drive rod runs in an enclosed housing for safe work.

Oscillating drive with ANC



Super stable, water and dust resistant, maintenance-free oscillating drive for simultaneous generation of sawing stroke and orbital action of lift rod and saw blade. Allround needle bearing mounted crank drive (ANC) reduces friction, heat generation, wear. For long service life of drive also at extreme sawing.

Aggressive orbital action

Aggressive orbital action by vertical hacking motion of saw blade provides forceful, fast forward feed, excellent chip flow and long service life of saw blades. Fixed orbital action, running in needle bearings, ensures long-lasting and forceful



German Quality Product



REMS Tiger/VE/SR

Electric reciprocating pipe saws

sawing also during extreme load conditions, e.g. sawing of steel pipe. Adjustable mechanisms with a great variety of parts and a reduced system stability do not withstand the high feed forward pressure and the heavy-duty requirements of forceful cutting of steel pipes, particularly when a guide support with leverage is being used.

Ideal speed (REMS Tiger)

Deliberately fixed speed. Therefore optimum cutting speed for maximum protection of motor and gear and maximum service life of saw blades. The ideal cutting speed of 2,400 rpm has been determined by extensive sawing tests with steel pipe which lead to optimum performance in combination with the aggressive, fixed orbital action, guide support and REMS special saw blade.

Vario-Electronic (REMS Tiger VE)

Electronic stepless speed control of drive unit for sensitive start-sawing and for speed selection during sawing according to the material. Also for plunge-cut sawing. The stroke speed can be continuously controlled by variable pressure on the safety switch from 0 to 2,400 rpm (accelerator switch).

Speed Regulation (REMS Tiger SR)

Stepless electronic speed control of drive unit for selecting the stroke according to the material. Ideal for sawing stainless steel pipe, cast pipe and for sawing boilers, tanks, bath tubs etc. Also for plunge-cut sawing. The number of strokes is steplessly adjustable on the dial from 700 to 2,200 rpm.

Supply format

REMS Tiger Set. Electric reciprocating pipe saw for effortless, fast, right angle sawing with guide support and for free-hand sawing. Drive unit with straight machine handle, maintenance-free, water and dust resistant oscillating drive with allround needle bearing mounted crank drive (ANC), aggressive orbital action, powerful universal motor 230 V or 110 V, 50–60 Hz, 1050 W, safety tip switch. Fixed stroke 2,400 rpm. Overload protection. Universal saw blade clamp. Hexagon key. Guide support 2". 2 pcs. REMS special saw blades 2"/140-3.2. In sturdy steel case.

	Art.-No.	€
	560020R110G	725.56

Other voltages, also 48 V on request.

Supply format

REMS Tiger VE Set. Electric reciprocating pipe saw with Vario-Electronic for effortless, fast, right angle sawing with guide support and for free-hand sawing. Drive unit with D-shape handle, maintenance-free, water and dust resistant oscillating drive with allround needle bearing mounted crank drive (ANC), aggressive orbital action, powerful universal motor 230 V or 110 V, 50–60 Hz, 1050 W, safety tip switch. Electronic stepless speed control (acceleration switch) 0 to 2,400 rpm. Universal saw blade clamp. Hexagon key. Guide support 2". 2 pcs. REMS special saw blades 2"/140-3.2. In sturdy steel case.

	Art.-No.	€
	560027R110G	746.32

Other voltages on request.

Supply format

REMS Tiger SR Set. Electric reciprocating pipe saw with speed regulation (SR) for effortless, fast, right angle sawing with guide support and for free-hand sawing. Drive unit with straight machine handle, maintenance-free, water and dust resistant oscillating drive with allround needle bearing mounted crank drive (ANC), aggressive orbital action, powerful universal motor 230 V or 110 V, 50–60 Hz, 1400 W, safety tip switch. Stepless electronic speed control 700 to 2,200 rpm with sensitive start-sawing, speed generator, temperature control and stall protection. Universal saw blade clamp. Hexagon key. Guide support 2". 2 pcs. REMS special saw blades 2"/140-3.2. In sturdy steel case.

	Art.-No.	€
	560026R110G	818.98


Other voltages on request.

Accessories

Description	Art.-No.	€
REMS Tiger drive unit	560000R110G	621.76
REMS Tiger VE drive unit	560008R110G	642.52
REMS Tiger ANC SR drive unit	560001R220	715.18
REMS saw blades see page 68–69.		
Guide support 2" , for pipes Ø ½–2"	563000R	165.04
Guide support 4" , for pipes Ø 2½–4"	563100R	227.32
Guide support 6" , for pipes Ø 5–6"	563200R	258.46
Chain guide support 6" , for Ø ½–6" pipes and other profiles	563203R	205.52
Dual purpose holder for sawing and threading, with REMS Tiger and REMS Amigo E, Amigo, Amigo 2	543100	264.69
Protective cap for guide support 2" , 4" and 6", for clamping of thin-walled material	563008R	20.14
Steel case	566051R	82.73



Anywhere,
without vice!



German Quality Product



Info

3.0 kg	1050 W	230 V	n ideal	ANC



3.0 kg	1050 W	230 V	VE	ANC



Info

3.1 kg	1400 W	230 V	SR	ANC

