

Effort-saving, oil-hydraulic hand pipe bender for dimensionally accurate bending of pipes up to 90°. Ideal for on-site work.

Soft copper pipes, also thin-walled	Ø 10 – 22 mm Ø 3/8 – 7/8" s ≤ 1 mm
Coated soft copper tubes	Ø 10 – 18 mm Ø 3/8 – 5/8" s ≤ 1 mm
Pipes of press fitting systems made of: stainless steel, nickel steel	Ø 15 – 22 mm s ≤ 1.2 mm
Soft, coated carbon steel	Ø 12 – 18 mm s ≤ 1.2 mm
Soft precision steel tubes	Ø 10 – 22 mm s ≤ 1.5 mm
Multi-layer composite tubes	Ø 14 – 32 mm

REMS Hydro-Swing – bending tubes where they are installed. Universally usable for many pipe types. Effortless working due to oil-hydraulic force transmission.

Universal use

For sanitary, heating, air conditioning, refrigerating and hydraulic applications. Also for copper thin-walled heating tubes according to EN 1057 and for tubes of pressfitting systems.

Cost advantage

Bender recovered after a few bends through savings on fittings. No costs for fittings, storage, procurement. Savings in soldering joints, pressing joints and working hours. Higher safety thanks to fewer pipe joints.

Design




Robust, compact drive unit with closed, maintenance-free hydraulic system. Handy and light, only 2.4 kg. Can be used anywhere, even in confined spaces. Easy, quick working, e.g. Ø 22 mm copper pipe bend in just 18 s. Marked bending formers for exact bending. Overbend, tier bend possible. Easy and rapid changing of bending formers. Back former support H-S Ø 10 – 26 mm, rotatable according to the size of the pipe to be bent, with back formers for pipes Ø 10 – 26 mm, 3/8 – 7/8". Back former support Ø 32 mm with back formers for pipes Ø 32 mm. Device H-S for reverse bending on laid pipes up to Ø 26 mm, 3/8", as accessory.

Bending formers and sliding pieces

Bending formers and back formers made of high strength, high sliding, glass fibre reinforced polyamide or aluminium bending formers. Angle scale on each bending former for dimensionally accurate bending. See table on page 141 for bending formers.

Drive

Oil-hydraulic drive unit with hydraulic cylinder made from high-quality, rolled hydraulic tube. Ergonomically designed thrust lever for strength saving pressure build-up with manual hydraulic pump. Reliable hydraulic thrust with overload protection in the foremost piston position and overpressure valves for safe working.



German Quality Product



Info

Supply format

REMS Hydro-Swing INOX Set. REMS Hydro-Swing with aluminium bending formers, especially also for Geberit Mapress Stainless Steel (EN 10088, 1.4401), Geberit Mapress Stainless Steel (EN 10088, 1.4521, nickel-free), Geberit Mapress Carbon Steel (EN 10305-3, 1.0034 (E195)), Viega Sanpress (EN 10088, 1.4401), Viega Prestabo (EN 10305-3, 1.0308 (E235)).

Description mm	Art.-No.	KM
Set 15 + 18 + 22	153510R	1.610,00



Supply format

REMS Hydro-Swing Set. Oil-hydraulic hand pipe bender Ø 10–32 mm, Ø ⅜–⅞", up to 90°. Soft copper pipes Ø 10–22 mm, Ø ⅜–⅞", s ≤ 1 mm, soft, coated copper pipes Ø 10–18 mm, Ø ⅜–⅞", s ≤ 1 mm, pipes of the press fitting systems made of soft, coated carbon steel Ø 12–18 mm, s ≤ 1.2 mm, soft precision steel pipes Ø 10–18 mm, s ≤ 1.5 mm, composite tubes Ø 14–32 mm. Up to Ø 26 mm with drive unit, polyamide bending formers, back former support H-S Ø 10–26 mm with back formers, in a sturdy case. Up to Ø 32 mm with drive unit, polyamide bending formers, 2 back former supports Ø 10–26 mm and Ø 32 mm with back formers, in a sturdy case.

Description mm	inch	Art.-No.	KM
Set 12 + 15 + 18 + 22	½ + ⅝ + ¾ + ⅞"	153525RX	1.470,00
Set 10 + 12 + 15 + 18 + 22	⅜ + ½ + ⅝ + ¾ + ⅞"	153521RX	1.520,00
Set 12 + 14 + 16 + 18 + 22	½ + ⅜ + ⅞"	153520RX	1.520,00
Set 14 + 16 + 20 + 25/26		153526R	1.460,00
Set 14 + 16 + 18 + 20 + 25/26		153522R	1.520,00
Set 16 + 20 + 25/26 + 32		153529R	1.620,00
Set Allround 22			
10 + 12 + 14 + 15 + 16 + 17 + 18 + 20 + 22	⅜ + ½ + ⅝ + ¾ + ⅞"	153527RX	1.580,00
Set 16 + 18 + 20 + 25/26 + 32		153523R	1.680,00
Set Allround 32			
10 + 12 + 14 + 15 + 16 + 17 + 18 + 20 + 22 + 25/26 + 32	⅜ + ½ + ⅝ + ¾ + ⅞"	153528RX	1.780,00



Accessories

Description	Art.-No.	KM
Hydro-Swing drive unit	153500R	1.200,00
Back former support H-S Ø 10–26 mm with back formers for pipe Ø 10–26 mm, ⅜–⅞"	153501R	146,00
Back former support Ø 32 mm with back formers for pipe Ø 32 mm	153115RX2	280,00
Device H-S for reverse bending on laid pipes up to Ø 26 mm, ⅞"	153450R	500,00
Case with inlay	153570R	227,00

Bending former for tubes Ø mm/inch	R ¹⁾ mm	Bending former material	suitable for							
			Cu	Cu-U	St 10217	St 10305	St 10305-U	V		
10, ⅜"	30	P	●			●			153155R	67,20
12, 10 U, ½"	36	A	●	●	●	●			153530R	154,00
12, 10 U, ½"	36	P	●	●	●	●			153160R	67,20
14, 12 U	50	A	●			●	●	●	153533R	154,00
14, 12 U	50	P	●			●	●	●	153170R	67,20
15, 12 U, ⅝"	55	A	●	●	●	●			153531R	154,00
15, 12 U, ⅝"	55	P	●	●	●	●			153175R	67,20
16, 14 U	55	A	●	●	●	●	●		153534R	154,00
16, 14 U	55	P	●	●	●	●	●		153180R	67,20
17, 15 U	60	P					●	●	153185R	67,20
18, 14 U, 15 U, 16 U, ¾"	72	A	●	●	●	●	●		153532R	154,00
18, 14 U, 15 U, 16 U, ¾"	72	P	●	●	●	●	●		153190R	67,20
20, 18 U	79	P	●	●			●	●	153195R	67,20
22, 18 U, ⅞"	86	A	●	●	●	●			153540R	154,00
22, 18 U, ⅞"	86	P	●	●					153200R	67,20
25, 26	88	P					●		153205R	67,20
32	128	P					●		153210R	127,00

¹⁾ Bending radius mm at the neutral axis of the bend (DVGW GW 392)

Cu: soft copper tubes, also thin-wall, EN 1057

St 10217: stainless, nickel steel pipes of the press fitting systems EN 10217-7, EN 10312, series 2, material 1.4401

St 10305: soft precision steel pipes EN 10305-1, EN 10305-2, EN 10305-3

St 10305-U: soft, coated carbon steel pipes of the pressfitting systems EN 10305-3

U: coated

V: multi-layer composite tubes of pressfitting systems

P: Bending former made of glass fibre-reinforced polyamide

A: Bending former made of aluminium

